

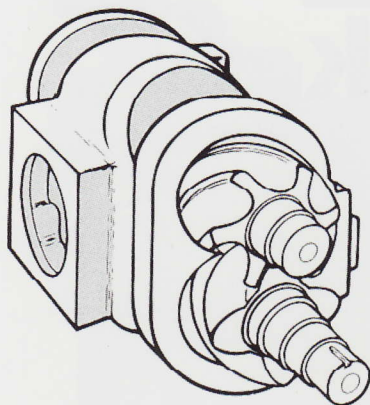
Sullivan Palatek®

Rotary Screw Air Compressors



Proven performance with exceptional design.

Sullivan Palatek®



Lube Fill & Level Elbow

One piece lube fill elbow and level sight glass. Vented cap for pressure release when removing.

Air Intake Filter

Oversized dry type. Easily replaced.

Inlet/Check Valve

One piece housing for dependable performance and complete modulation.



The advantages of owning a Sullivan Palatek Rotary Screw Air Compressor.

Sullivan Palatek provides low maintenance, high performance and one of the most reliable air ends in the industry. **FIVE-YEAR WARRANTY.**

Our design features advanced profile working rotary screws that provide for improved efficiency. Operating costs are significantly reduced because compressors can be sized to desired operating conditions.

Standard Features

Electric Motor

230/460 volt (75-100 H.P.), Nema T-frame, C-face, open drip proof squirrel cage induction type, energy efficient.

FIVE-YEAR LINCOLN MOTOR WARRANTY.

Motor Starter

460 volt (75-100 H.P.), full voltage magnetic starter with 110 volt controls, Nema-1 enclosure, UL, ETL listed and solid-state three phase overload with reset and phase protection. Other voltage available. Cooling fan protected by solid-state overload relay.

Protective Devices

Class 20 solid-state overload relay, high air temperature and high pressure shutdown. Anti-reversing control pressure switch standard, preventing starting while air compressor is pressurized.

Separator Tank


ASME coded 200PSIG tank, relief valve, minimum pressure/check valve, high efficiency replaceable air/lube separator element with steel braided discharge pipe.



Model 100 H.P. shown
75 & 100 H.P.

Coupling & Drive

Compressor is flange mounted to motor C-face for positive alignment and direct driven. The coupling carries a 5-year warranty and the element has a 1-year warranty.




Controls

Microprocessor solenoid valve for smooth lowest possible no load power.

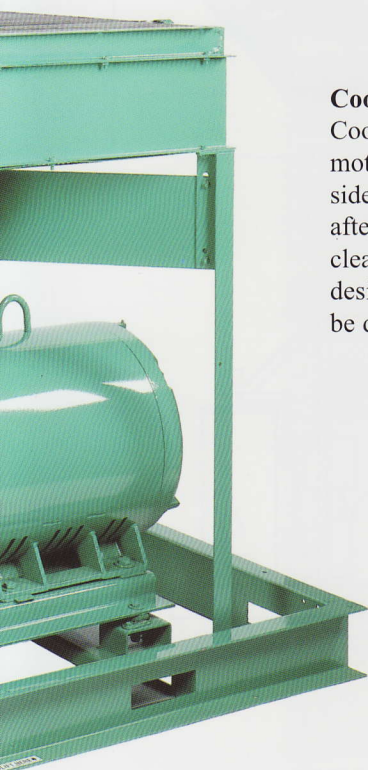
Acoustical Enclosure

Easy removable panels for faster maintenance and accessibility.



Instrumentation

Microprocessor displays line pressure and discharge temperature.




Cooling System

Cooling system with fan motor. Large side by side lube cooler and after cooler for easy cleaning. Updraft design allows hot air to be discharged readily.



Optional Redundant Analog Control



Microprocessor (Standard)

Solid-state digital readout, or optional redundant analog control.

Lube Filter
Spin on type mounted strategically for ease of maintenance and streamlined tubing.






5, 7.5 & 10 H.P.



15 & 40 H.P.



40, 50 & 60UD H.P.

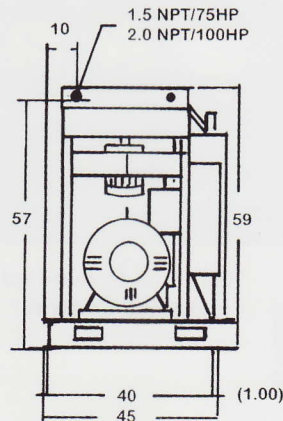


125, 150 & 200UD H.P.

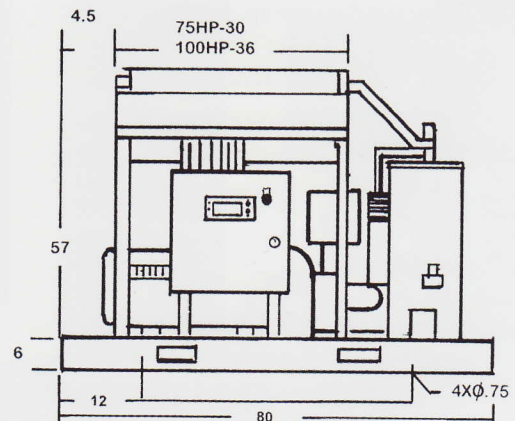
SPECIFICATIONS

Model	75UD	100UD
Drive Motor (h.p.)	75	100
Fan Motors (h.p.)	2	3
Sump Capacity (gal.)	10	10
Discharge (inches)	1.5	2
Length (inches)	80	80
Length w/enclosure (inches)	80	80
Width (inches)	45	45
Height (inches/open)	60	60
Height (inches/enclosed)	65	65
Weight (lbs.)	2100	2250
Weight (lbs./enclosed)	2500	2650

Sold and Serviced By:



*CRATED DIMENSIONS, L-84", W-45", H-64"
** ADD 100 POUNDS FOR CRATING.



ALL DIMENSIONS IN INCHES.